

The Jordy Bag Template by



Jordynn Mackenzie

Go to: <http://patterns.jordynnmackenzie.com>

for the Jordy Bag instructions

**Printing Instructions:**

- ★ Print on letter sized paper (8.5" x 11") scaled at 100%
- ★ Cut along dotted page borders
- ★ Match targets and tape pages together as shown
- ★ Cut out pattern pieces



GAUGE

THIS BOX  
SHOULD  
MEASURE  
ONE INCH  
BY  
ONE INCH

The Jordy Bag by Jordynn Mackenzie is licensed under a  
Creative Commons Attribution-NonCommercial-Share Alike 2.5 Canada License:  
<http://creativecommons.org/licenses/by-nc-sa/2.5/ca/>



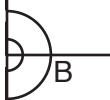
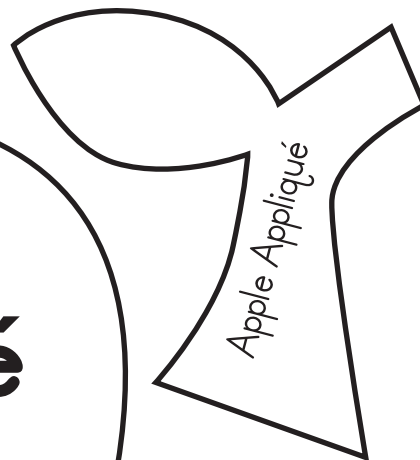
Jordynn Mackenzie

cut two of fabric and  
two of interfacing

Strap

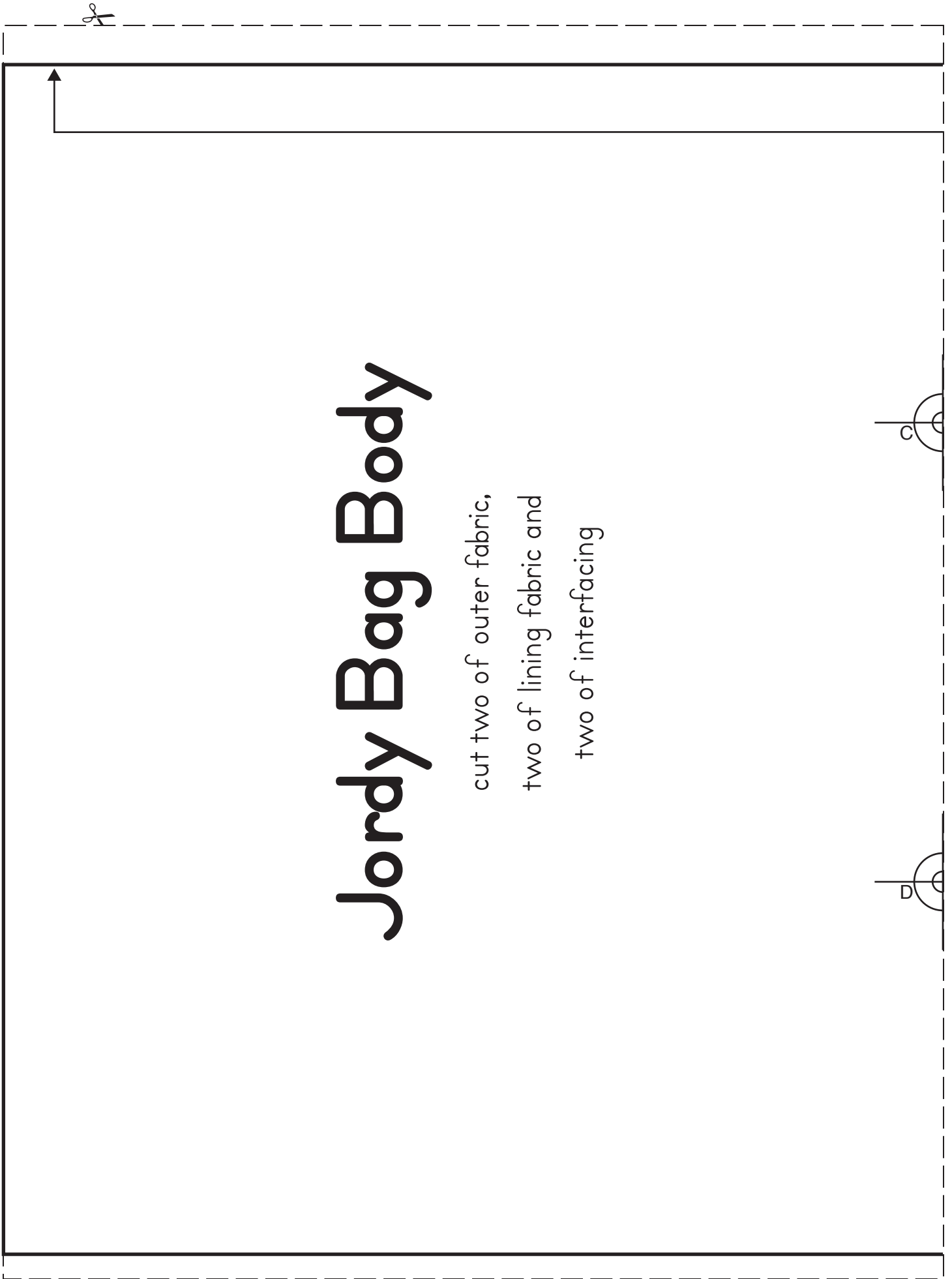
# Apple Appliqué

cut one of fabric and  
one of interfacing or webbing

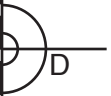
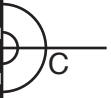


# Jordy Bag Body

cut two of outer fabric,  
two of lining fabric and  
two of interfacing



cut on fold



Jordynn Mackenzie

